



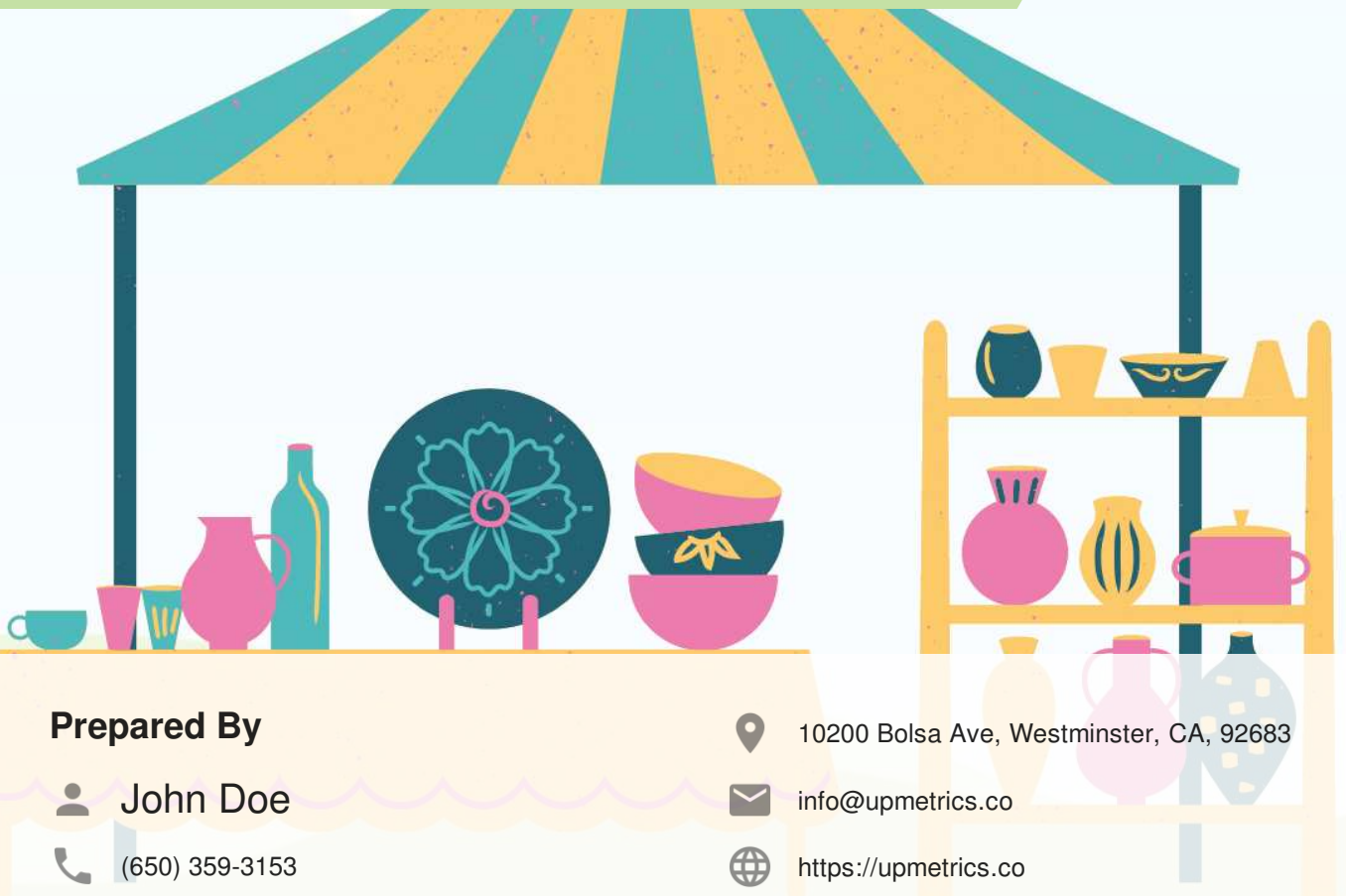
Handicrafts

Business Plan


[YEAR]

Good Crafts for Good Relations.


Information provided in this business plan is unique to this business and confidential; therefore, anyone reading this plan agrees not to disclose any of the information in this business plan without prior written permission of the Company




Prepared By

 John Doe

 (650) 359-3153

 10200 Bolsa Ave, Westminster, CA, 92683

 info@upmetrics.co

 <https://upmetrics.co>

Table of Contents

Executive Summary	4
Business Overview	5
Mission & Vision Statement	5
Business Model	5
Objectives	6
Non-Financial Objectives	6
Financial Objectives	6
Our Corporate Social Responsibility In Action	6
Our Core Values	7
Keys To Success	7
Guiding Principles	7
Business Target	8
3 Year profit forecast	8
Chart	8
Business Description	9
Company Conceptualization	10
Registered Name and Corporate Structure	10
Company Ownership	10
Company Location And Resources	11
Funding Required	11
Startup cost	11
Chart	11
Products and Services	14
Products and Services	15
Handicrafts	15
Market Analysis	16
The United States Market	17
Model Types Insights	17
SWOT Analysis	18
Porters' Five Force Analysis	19
The Threat Of New Entry	19
Competitive Rivalry	19
Buyer Power	19
Supplier Power	19

Threat Of Substitution	20
Route To The Market	20
Marketing Plans	20
Growth Plan	21
Financial Plan	22
Important Assumptions	23
Brake-even Analysis	23
Projected Profit and Loss	24
Profit Yearly	25
Chart	25
Gross Margin Yearly	25
Chart	25
Projected Cash Flow	26
Projected Balance Sheet	28
Business Ratios	29

Easy to use Business Plan Software

Get started using a business plan template is always the fastest way to write your business plan, but as you know, you can't just fill in the blanks along with a template. You will need a collaborative tool that guides you on every step of your planning.

Upmetrics can help. With Upmetrics, you can easily bring your team to write a professional business plan with automated financial forecasts. You can also do:



200+ Sample business plans

Get access to hundreds of sample business plans covering almost all industries to kick start your business plan writing. This helps you to get an idea how the perfect business plan should look like.

[View Sample Business Plans](#)



Step-By-Step Guide

You'll receive step-by-step instruction as soon as you select any business plan template. We made business planning easy with prompt help and examples on every step of your business plan writing.

[See How It Works](#)



Conduct accurate financial projections

Do not worry about not having accounting skills. With Upmetrics, Simply enter your sales and costs figures, and we'll prepare all of your monthly/quarterly and yearly financial projections.

[See How It Works](#)



Need professional business plans faster?
Upmetrics is easy to use business planning tool for over 50K businesses

Create your business plan today!



1.

Executive Summary

Business Overview

Mission & Vision Statement

Business Model

Objectives

Our Corporate Social Responsibility In Action

Our Core Values

Keys To Success

Guiding Principles

Business Target



REMEMBER

Before you think about how to start a Handicraft business, you must create a detailed Handicraft business plan. It will not only guide you in the initial phases of your startup but will also help you later on.

To unlock help try Upmetrics!

Business Overview



TIP

Both locally and internationally, people are fond of purchasing products made in the United States. The United States has cemented its status as a global leader in consumer goods, product innovation, production, among other spheres. The United States is equally blessed with a highly dexterous workforce who are especially active in the production

To unlock help try Upmetrics!

Start Writing here...

Mission & Vision Statement



TIP

We are envisioned towards becoming the most preferred handicraft company brand in the United States through the provision of quality handbags, chairs, shoes, and locally made pots. We are out:

- To inspire each of our clients on the importance

To unlock help try Upmetrics!

Start Writing here...

Business Model



TIP

The company adopts the B2C business model. The handicrafts have been designed to serve the needs of the clients both locally and abroad. The company enters into a strategic agreement with companies that serve as distributors as well as private individuals who would love to obtain the company's handicrafts.

To unlock help try Upmetrics!

Start Writing here...

Objectives



TIP

The following are the aims and objectives of the company. We have chosen to split the objectives of the company into financial and non-financial objectives. Moore Products LLC will have the following goals and objectives:

To unlock help try Upmetrics!

Start Writing here...



TIP

- To provide uniquely made handbags, shoes, chairs, and locally-made pots to the target market locally and internationally.
- To orchestrate the influx of our handicrafts into the market and become the preferred alternative to the bigger brands

To unlock help try Upmetrics!

Non-Financial Objectives

Start writing here...



TIP

- Increase the number of clients by 30% over the next three years of operations
- To generate an estimated revenue of \$42,000 by 2021
- To maintain the monthly and yearly increase in the business

To unlock help try Upmetrics!

Financial Objectives

Start writing here...

Our Corporate Social Responsibility In Action



TIP

At Moore Products LLC, we understand that our business decisions and the methods by which we engage our key stakeholders affect not only our organization, but also in a profound manner, the people, cities, and settings that support our corporate lives as well as our businesses.

To unlock help try Upmetrics!

Start Writing here...

Our Core Values



TIP

There are a set of core values, which are at the base of everything that we do and all that we believe in. These guide us to deal with every aspect of any issue we might encounter in our personal and professional lives. These values help us grow inside and outside, personally, and as an organization.

To unlock help try Upmetrics!

Start Writing here...

Keys To Success



TIP

We have come to make this business a successful business as we aim to record huge success within three years of being in the business. Our target markets are majorly all corporate entities within and outside Texas. To achieve success in our business, we will work with the following keys:

To unlock help try Upmetrics!

Start Writing here...

Guiding Principles



TIP

In our business, we will uphold values such as:

- Service efficiency
- Unique Solution
- Honesty

To unlock help try Upmetrics!

Start Writing here...

Business Target



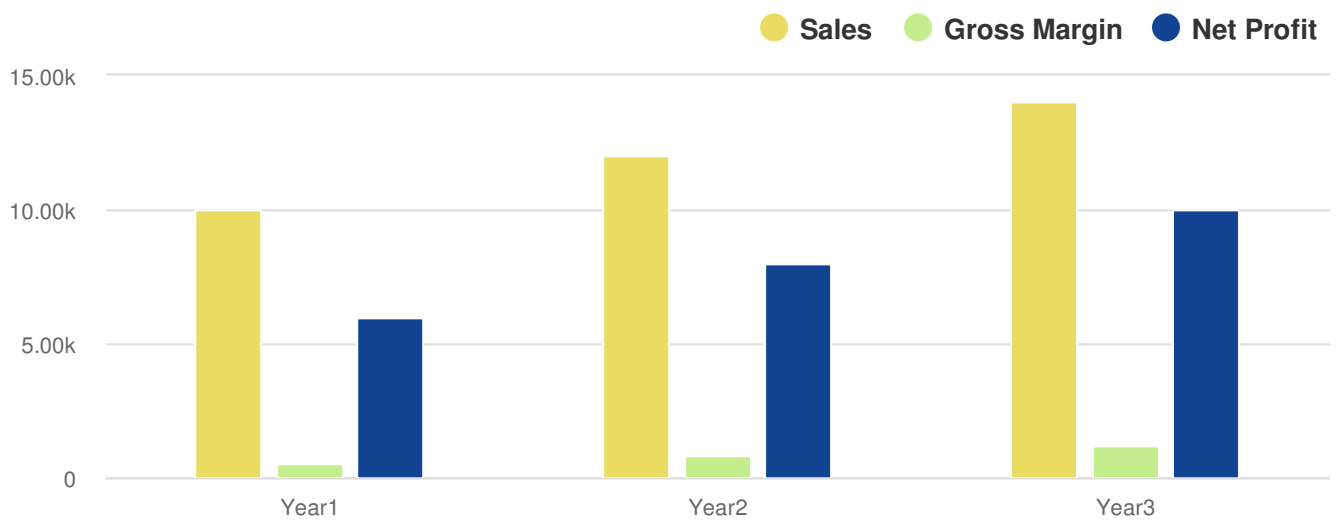
TIP

Our main business targets are summarized in the following column chart.

To unlock help try Upmetrics!

Start Writing here...

3 Year profit forecast



Financial Year	Sales	Gross Margin	Net Profit
Year1	10000	500	6000
Year2	12000	800	8000
Year3	14000	1200	10000

2.

Business Description

Company Conceptualization

Registered Name and Corporate Structure

Company Ownership

Company Location And Resources

Funding Required

Company Conceptualization



TIP

We have established the company to create a market for products that are manufactured in the United States locally. Also, it is part of the United States 2030 Vision to promote the local industries to the world, as well as attracting international investors to start their industrial projects/factories here in the United States by providing them some business adv

To unlock help try Upmetrics!

Start Writing here...

Registered Name and Corporate Structure



TIP

Moore Products LLC is incorporated according to the corporate laws of the United States. Moore Products LLC has not commenced its operations at the time of writing this business plan. In the long run, we will apply for trademark protection as we secure funding to protect our unique trade identities to continually distinguish ourselves from other platform

To unlock help try Upmetrics!

Start Writing here...

Company Ownership



TIP

Jordan Smith is the founder of the company. At the beginning of the company's operations, he will be the only one involved in the activities. He is an experienced Sales and Marketing professional. However, he has considerable experience in project management, operations management, negotiations, vendors, and stakeholders' management. He is a cr

To unlock help try Upmetrics!

Start Writing here...

Company Location And Resources



TIP

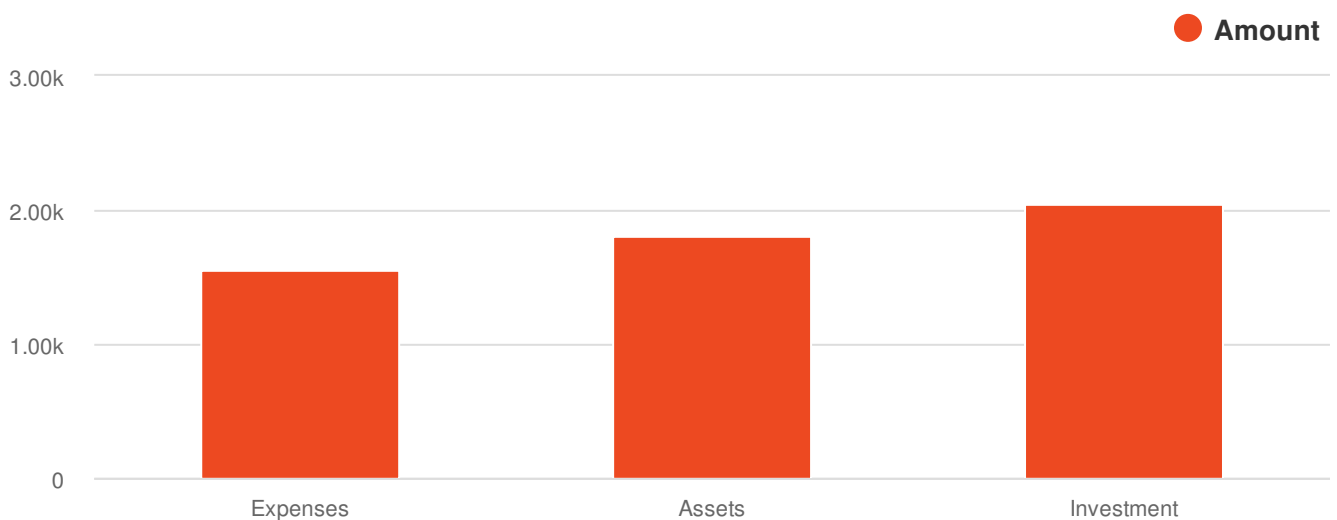
The company is based in the United States. Despite the effect of COVID-19, the United States economy is growing astronomically. The company's location is perfect for our type of business, and the founder is already very familiar with the intrinsic quirks of the company's location. The company targets everyone who is able to acquire our handicrafts all over the United States but with a

To unlock help try Upmetrics!

Start Writing here...

Funding Required

Startup cost



Cost distribution

Amount

Expenses

1550

Assets

1800

Investment

2050

The detailed startup requirements and expenses are given in the table below.

Start-up Expenses	Amount
Legal	\$75,500
Consultants	\$0
Insurance	\$62,750

Start-up Expenses	Amount
Rent	\$22,500
Research and Development	\$42,750
Expensed Equipment	\$42,750
Signs	\$1,250
TOTAL START-UP EXPENSES	\$247,500
Start-up Assets	\$0
Cash Required	\$322,500
Start-up Inventory	\$52,625
Other Current Assets	\$222,500
Long-term Assets	\$125,000
TOTAL ASSETS	\$121,875
Total Requirements	\$245,000
START-UP FUNDING	\$0
START-UP FUNDING	\$273,125
Start-up Expenses to Fund	\$121,875
Start-up Assets to Fund	\$195,000
TOTAL FUNDING REQUIRED	\$0
Assets	\$203,125
Non-cash Assets from Start-up	\$118,750
Cash Requirements from Start-up	\$0
Additional Cash Raised	\$118,750
Cash Balance on Starting Date	\$121,875
TOTAL ASSETS	\$0
Liabilities and Capital	\$0
Liabilities	\$0
Current Borrowing	\$0
Long-term Liabilities	\$0
Accounts Payable (Outstanding Bills)	\$0
Other Current Liabilities (interest-free)	\$0

Start-up Expenses	Amount
TOTAL LIABILITIES	\$0
Capital	\$0
Planned Investment	\$0
Investor 1	\$312,500
Investor 2	\$0
Other	\$0
Additional Investment Requirement	\$0
TOTAL PLANNED INVESTMENT	\$695,000
Loss at Start-up (Start-up Expenses)	\$313,125
TOTAL CAPITAL	\$221,875
TOTAL CAPITAL AND LIABILITIES	\$221,875
Total Funding	\$265,000

3.

Products and Services

Products and Services



REMEMBER

Before starting a handicraft business, you must take many things into consideration such as you must consider what types of handicraft products will you be providing to your customers. Deciding your services is extremely important since it helps you plan other components of your business so make sure to consider it before you think about how to start [To unlock help try Upmetrics!](#)



TIP

Moore Products LLC is actively involved in the provision of top-quality handicrafts. Among the list of handicrafts that are provided by our company are handbags, shoes, chairs, and locally-made pots. All our products will be uniquely made to represent quality which the United States is known for. [To unlock help try Upmetrics!](#)

Start Writing here...

Products and Services

Handicrafts



Shoes



Bags



Pots



Pillows



Arts



Cooking Tools

4.

Market Analysis

The United States Market

Model Types Insights

SWOT Analysis

Porters' Five Force Analysis

Route To The Market



REMEMBER

The most important component of an effective handicraft business plan is its accurate marketing analysis. If you are starting on a smaller scale, you can do marketing analysis yourself by taking help from this handicraft business plan sample or other handicraft business plans available online.

To unlock help try Upmetrics!

The United States Market



TIP

The North American handicrafts market reached a value of around US\$ 218 Billion in 2018. Looking forward, the market is projected to reach a value of US\$ 402 Billion by 2024, registering a CAGR of nearly 11% during 2019-2024.

North America's handicrafts market is currently being

To unlock help try Upmetrics!

Start Writing here...



Model Types Insights



TIP

The global handbag market size was valued at USD 47.0 billion in 2018 and is anticipated to witness significant growth in the forecast period. The rising women workforce, along with increasing brand awareness, is driving the demand for the product over the world. Over the past few years, demand for handbags has increased due to the growing availability of

To unlock help try Upmetrics!

Start Writing here...

SWOT Analysis

Strengths

- Project & Operations Management
- Vendor and Stakeholders Management
- Availability of raw materials in the local market, especially, Houston
- Interpersonal & Communications skills
- Capability to attract vast audiences with diverse product needs online
- Power of customer relationship management by collecting data of buyers and sellers registered with the company
- Generation of the reports and statistics that can make the company better and address its weaknesses and threats

S

Weaknesses

- Non-availability of Sales & Marketing Personnel
- Non-availability of the IT personnel
- Supply chain, local & international transportation
- Our intellectual property protection
- There are numerous stock lovers still out there whose main purpose is to scam investors
- The sellers being able to enforce the payment method of their choice, which is a favorite among the scammers
- Shipping may be one of the biggest problems

W

Opportunities

- Providing an online platform to market for Saudi made products locally & internationally
- Variety of products categories
- The target audience is local & worldwide
- Ensure customers' satisfaction throughout the procurement and transportation process
- Manufacturers can offer their product at a static price and offer it on buying it now
- Buyers can straightaway buy the product without having to wait
- Opportunity to secure dominance of the United States and other countries

O

Threats

- Contract establishment & Management
- Customers' intellectual property protection
- New competitors with the same business idea entering the market
- One of the biggest threats is the scammers and the phishers who use an online business name to scam people
- Online users distrusting the services provided by these companies and never coming back
- Seamless integration of seller and buyer

T

Porters' Five Force Analysis



TIP

The company has been in operation before the writing of this business plan but the company still requires funding from investors. The threat of new entry applies to the companies who are newcomers to the industry. The company may also be considered a startup company and this implies this threat applies to us too. Jordan Smith is very familiar with the busi

To unlock help try Upmetrics!

The Threat Of New Entry

Start writing here...



TIP

In that our business is modeled to build on the influx of handicrafts into the US market, there are other artisans who are experts and highly skilled at making shoes, bags, pots, and chairs. The competition in the industry is double-phased; with local artisans as well as the established companies which are actively involved in the provision of the same produ

To unlock help try Upmetrics!

Competitive Rivalry

Start writing here...



TIP

Our prices are reasonably structured to be within the confines of fair prices chargeable in the industry. We have no plan to increase these charges but rather to promote the rate at which our target market purchases our products. This is why our handicrafts have been made available at cost effective prices. The economy is fair and this has influenced the pur

To unlock help try Upmetrics!

Buyer Power

Start writing here...



TIP

Our suppliers in the industry are the companies that supply the needed materials that are used in our production. These suppliers are scattered all over Houston. These suppliers often determine our pricing as the company's pricing is determined by a lot of factors including the prices of the suppliers of the various materials which are used in the manufacturi

To unlock help try Upmetrics!

Supplier Power

Start writing here...



TIP

The threat of substitution cannot be overlooked in analyzing the possible success or otherwise of our company. There is really no substitute that completely replaces our product offering in the market. The impact of this threat on our company low.

To unlock help try Upmetrics!

Threat Of Substitution

Start writing here...

Route To The Market



TIP

To maximize our distribution efficiency, and not over or underproduce, we need to employ a management system to house customers' goods and keep track of what it contains with precision and accuracy. The management team adopts

- **An Organized Store:** This is to make sure th

To unlock help try Upmetrics!

Marketing Plans

Start writing here...

Growth Plan

Activity	Description	Timeline	Strategies
Product Development	<ul style="list-style-type: none"> • Sourcing the needed raw materials and actively engaging in production • Forging partnerships with our delivery agent • Partner with the needed suppliers of the needed materials • Acquire funding 	Year 1	<ul style="list-style-type: none"> • Provide the shoes, bags, chairs, and pots both online and offline • Develop a standard mode of operation • Pitch business ideas to acquire funds
Market Expansion	<ul style="list-style-type: none"> • Expand operations by integrating our products in more online marketplaces • Reach out to our target market through both online and offline strategies • Expand delivery services • Introduce new product lines 	Year 1 - 3	<ul style="list-style-type: none"> • Improve on the developed model of operations to accommodate growth changes • Introduce aggressive marketing campaigns to enhance visibility • Acquire bigger warehouses to store products • Recruit more employees towards business growth • Gradually add more products to our product mix
Diversification	<ul style="list-style-type: none"> • Introduce new product lines 	Year 3 & UP	<ul style="list-style-type: none"> • Plan & execute the operational techniques of the new divisions

5.

Financial Plan

Important Assumptions

Break-even Analysis

Projected Profit and Loss

Projected Cash Flow

Projected Balance Sheet

Business Ratios



REMEMBER

The last component of a handicraft business plan is an in-depth financial plan. The financial plan crafts a detailed map of all the expenses needed for the startup and how these expenses will be met by the earned profits. It is recommended that you use [our financial planning tool](#) for guiding you through all financial aspects needed to be considered for startup. To unlock help try Upmetrics!



TIP

The company will be financed by Jordan Smith himself and he will control the direction of the business to make sure that it is expanding at the forecasted rate. As for the handicraft business start-up, no equity funding or outside loans will be required. With the help of financial experts, Jordan has developed the following financial plan for his handicraft start-up business. To unlock help try Upmetrics!

Start Writing here...

Important Assumptions

The financial projections of the company are forecast on the basis of the following assumptions. These assumptions are quite conservative and are expected to show deviation but to a limited level such that the company's major financial strategy will not be affected.

	Year 1	Year 2	Year 3
Plan Month	1	2	3
Current Interest Rate	10,00%	11,00%	12,00%
Long-term Interest Rate	10,00%	10,00%	10,00%
Tax Rate	26,42%	27,76%	28,12%
Other	0	0	0

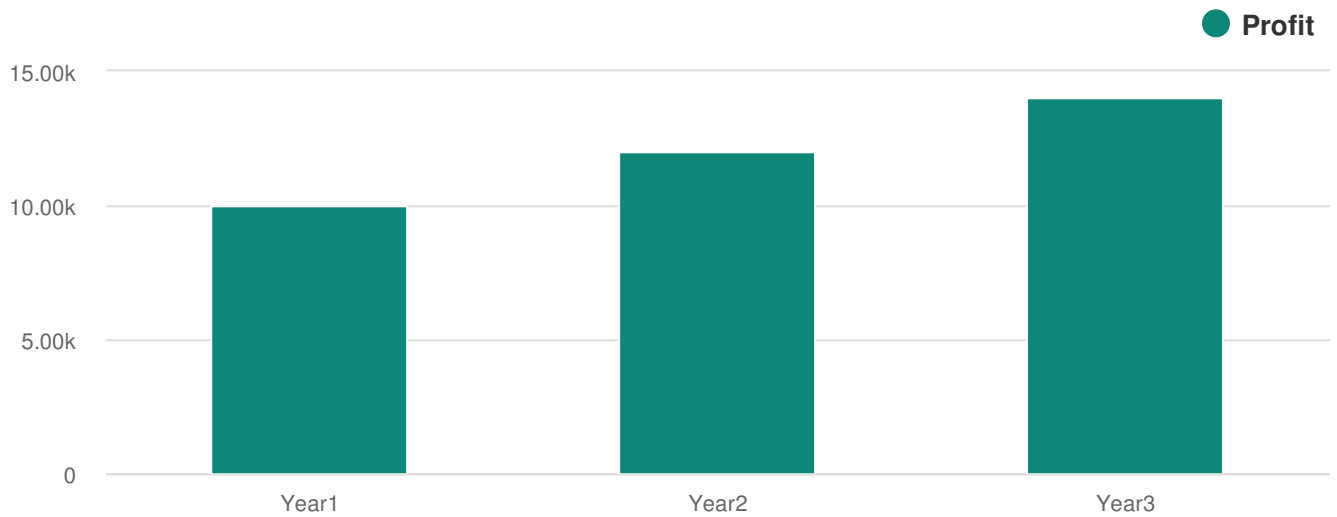
Brake-even Analysis

Monthly Units Break-even	5530
Monthly Revenue Break-even	\$159 740
Assumptions:	
Average Per-Unit Revenue	\$260,87
Average Per-Unit Variable Cost	\$0,89
Estimated Monthly Fixed Cost	\$196 410

Projected Profit and Loss

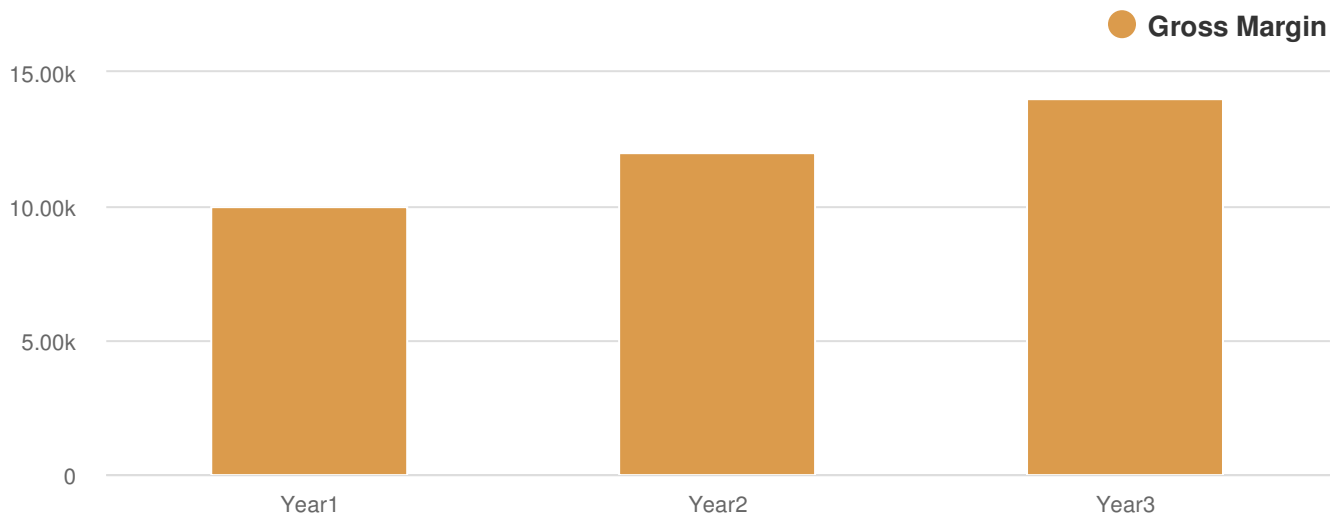
	Year 1	Year 2	Year 3
Sales	\$309 069	\$385 934	\$462 799
Direct Cost of Sales	\$15 100	\$19 153	\$23 206
Other	\$0	\$0	\$0
TOTAL COST OF SALES	\$15 100	\$19 153	\$23 206
Gross Margin	\$293 969	\$366 781	\$439 593
Gross Margin %	94,98%	94,72%	94,46%
Expenses			
Payroll	\$138 036	\$162 898	\$187 760
Sales and Marketing and Other Expenses	\$1 850	\$2 000	\$2 150
Depreciation	\$2 070	\$2 070	\$2 070
Leased Equipment	\$0	\$0	\$0
Utilities	\$4 000	\$4 250	\$4 500
Insurance	\$1 800	\$1 800	\$1 800
Rent	\$6 500	\$7 000	\$7 500
Payroll Taxes	\$34 510	\$40 726	\$46 942
Other	\$0	\$0	\$0
Total Operating Expenses	\$188 766	\$220 744	\$252 722
Profit Before Interest and Taxes	\$105 205	\$146 040	\$186 875
EBITDA	\$107 275	\$148 110	\$188 945
Interest Expense	\$0	\$0	\$0
Taxes Incurred	\$26 838	\$37 315	\$47 792
Net Profit	\$78 367	\$108 725	\$139 083
Net Profit/Sales	30,00%	39,32%	48,64%

Profit Yearly



Financial Year	Profit
Year1	10000
Year2	12000
Year3	14000

Gross Margin Yearly



Financial Year	Gross Margin
Year1	10000
Year2	12000
Year3	14000

Projected Cash Flow

Cash Received	Year 1	Year 2	Year 3
Cash from Operations			
Cash Sales	\$40 124	\$45 046	\$50 068
Cash from Receivables	\$7 023	\$8 610	\$9 297
SUBTOTAL CASH FROM OPERATIONS	\$47 143	\$53 651	\$59 359
Additional Cash Received			
Sales Tax, VAT, HST/GST Received	\$0	\$0	\$0
New Current Borrowing	\$0	\$0	\$0
New Other Liabilities (interest-free)	\$0	\$0	\$0
New Long-term Liabilities	\$0	\$0	\$0
Sales of Other Current Assets	\$0	\$0	\$0
Sales of Long-term Assets	\$0	\$0	\$0
New Investment Received	\$0	\$0	\$0
SUBTOTAL CASH RECEIVED	\$47 143	\$53 651	\$55 359
Expenditures from Operations			
Cash Spending	\$21 647	\$24 204	\$26 951
Bill Payments	\$13 539	\$15 385	\$170 631
SUBTOTAL SPENT ON OPERATIONS	\$35 296	\$39 549	\$43 582
Additional Cash Spent			
Sales Tax, VAT, HST/GST Paid Out	\$0	\$0	\$0
Principal Repayment of Current Borrowing	\$0	\$0	\$0
Other Liabilities Principal Repayment	\$0	\$0	\$0
Long-term Liabilities Principal Repayment	\$0	\$0	\$0
Purchase Other Current Assets	\$0	\$0	\$0
Purchase Long-term Assets	\$0	\$0	\$0
Dividends	\$0	\$0	\$0
SUBTOTAL CASH SPENT	\$35 296	\$35 489	\$43 882
Net Cash Flow	\$11 551	\$13 167	\$15 683

Cash Received	Year 1	Year 2	Year 3
Cash Balance	\$21 823	\$22 381	\$28 239

Projected Balance Sheet

Assets	Year 1	Year 2	Year 3
Current Assets			
Cash	\$184 666	\$218 525	\$252 384
Accounts Receivable	\$12 613	\$14 493	\$16 373
Inventory	\$2 980	\$3 450	\$3 920
Other Current Assets	\$1 000	\$1 000	\$1 000
TOTAL CURRENT ASSETS	\$201 259	\$237 468	\$273 677
Long-term Assets			
Long-term Assets	\$10 000	\$10 000	\$10 000
Accumulated Depreciation	\$12 420	\$14 490	\$16 560
TOTAL LONG-TERM ASSETS	\$980	\$610	\$240
TOTAL ASSETS	\$198 839	\$232 978	\$267 117
Current Liabilities			
Accounts Payable	\$9 482	\$10 792	\$12 102
Current Borrowing	\$0	\$0	\$0
Other Current Liabilities	\$0	\$0	\$0
SUBTOTAL CURRENT LIABILITIES	\$9 482	\$10 792	\$12 102
Long-term Liabilities	\$0	\$0	\$0
TOTAL LIABILITIES	\$9 482	\$10 792	\$12 102
Paid-in Capital	\$30 000	\$30 000	\$30 000
Retained Earnings	\$48 651	\$72 636	\$96 621
Earnings	\$100 709	\$119 555	\$138 401
TOTAL CAPITAL	\$189 360	\$222 190	\$255 020
TOTAL LIABILITIES AND CAPITAL	\$198 839	\$232 978	\$267 117
Net Worth	\$182 060	\$226 240	\$270 420

Business Ratios

	Year 1	Year 2	Year 3	Industry Profile
Sales Growth	4,35%	30,82%	63,29%	4,00%
Percent of Total Assets				
Accounts Receivable	5,61%	4,71%	3,81%	9,70%
Inventory	1,85%	1,82%	1,79%	9,80%
Other Current Assets	1,75%	2,02%	2,29%	27,40%
Total Current Assets	138,53%	150,99%	163,45%	54,60%
Long-term Assets	-9,47%	-21,01%	-32,55%	58,40%
TOTAL ASSETS	100,00%	100,00%	100,00%	100,00%
Current Liabilities	4,68%	3,04%	2,76%	27,30%
Long-term Liabilities	0,00%	0,00%	0,00%	25,80%
Total Liabilities	4,68%	3,04%	2,76%	54,10%
NET WORTH	99,32%	101,04%	102,76%	44,90%
Percent of Sales				
Sales	100,00%	100,00%	100,00%	100,00%
Gross Margin	94,18%	93,85%	93,52%	0,00%
Selling, General & Administrative Expenses	74,29%	71,83%	69,37%	65,20%
Advertising Expenses	2,06%	1,11%	0,28%	1,40%
Profit Before Interest and Taxes	26,47%	29,30%	32,13%	2,86%
Main Ratios				
Current	25,86	29,39	32,92	1,63
Quick	25,4	28,88	32,36	0,84
Total Debt to Total Assets	2,68%	1,04%	0,76%	67,10%
Pre-tax Return on Net Worth	66,83%	71,26%	75,69%	4,40%
Pre-tax Return on Assets	64,88%	69,75%	74,62%	9,00%
Additional Ratios				
Net Profit Margin	19,20%	21,16%	23,12%	N.A.
Return on Equity	47,79%	50,53%	53,27%	N.A.

	Year 1	Year 2	Year 3	Industry Profile
Activity Ratios				
Accounts Receivable Turnover	4,56	4,56	4,56	N.A.
Collection Days	92	99	106	N.A.
Inventory Turnover	19,7	22,55	25,4	N.A.
Accounts Payable Turnover	14,17	14,67	15,17	N.A.
Payment Days	27	27	27	N.A.
Total Asset Turnover	1,84	1,55	1,26	N.A.
Debt Ratios				
Debt to Net Worth	0	-0,02	-0,04	N.A.
Current Liab. to Liab.	1	1	1	N.A.
Liquidity Ratios				
Net Working Capital	\$120 943	\$140 664	\$160 385	N.A.
Interest Coverage	0	0	0	N.A.
Additional Ratios				
Assets to Sales	0,45	0,48	0,51	N.A.
Current Debt/Total Assets	4%	3%	2%	N.A.
Acid Test	23,66	27,01	30,36	N.A.
Sales/Net Worth	1,68	1,29	0,9	N.A.
Dividend Payout	0	0	0	N.A.

Want to make it more presentable?

Want help tips on each section?

You'll save time and can write your professional business plan effectively and faster with Upmetrics' business plan software.

- Every feature you need to convert your great business idea into a reality.
- Write your plan easily and faster without any hassles.
- Structure your idea and create stunning pitches that awe your investors.
- Get access to Upmetrics software, invite your team members and start writing your business plan.

1. Get tried and tested tips

Upmetrics business plan builder gives you everything you need to stay in sync and guides you on every step of your business plan writing.

2. Write an interactive plan

Use our business plan sections - competitive Analysis, comparison tables, SWOT Analysis, charts, timelines, milestones, etc to create a visually impactful business plan.

3. Stunning business plan cover pages

Upmetrics business plan builder comes with beautifully designed cover pages. Choose professional, creative cover pages to make your business plan stand out.

4. Financial forecasting

With Upmetrics you don't have to worry about navigating complex spreadsheets. Just input your numbers and we'll provide you with well-structured financial reports that you and your investors understand.

5. Share easily with anyone

Upmetrics plans are easily shareable in pdf and word documents. And if either doesn't work, you can share it with a quick link too and track the reader's activity!

6. Real-time and Collaborative

Invite your team members to initiate conversations, discuss ideas and strategies in real-time, share respective feedback, and write your business plan.

Join over 100k+ entrepreneurs who have used Upmetrics to create their business plans.

Start writing your business plan today