


[Your Company Name]

[Your Tagline]

PROJECT MANAGEMENT PLAN [YEAR]

 **John Doe**

 10200 Bolsa Ave, Westminster, CA, 92683

 (650) 359-3153

 info@example.com

 <http://www.example.com>

Information provided in this business plan is unique to this business and confidential; therefore, anyone reading this plan agrees not to disclose any of the information in this business plan without prior written permission of the Company

Table of Contents

Overview	5
Project Purpose, Objectives, and Success Criteria	6
Project Deliverables	6
Assumptions, Dependencies, and Constraints	7
References	7
Definitions and Acronyms	7
Evolution of the Plan	8
Project Organization	9
External Interfaces	10
Internal Structure	10
Roles and Responsibilities	10
Managerial Process Plans	11
Start-Up Plans	12
Estimation Plan	12
Staffing Plan	12
Staff Training Plan	13
Resource Acquisition Plan	13
Project Commitments	13
Work Plan	14
Control Plan	14
Data Control Plan	14
Requirements Control Plan	14
Schedule Control Plan	15
Budget Control Plan	15
Communication, Tracking, and Reporting Plan	15
Metrics Collection Plan	16
Risk Management Plan	16
Financial Management Plan (Cost/Budget Management)	17
Issue Resolution Plan	17

Project Close-Out Plan 17

Technical Process Plans

19

Process Model 20

Methods, Tools, and Techniques 20

Configuration Management Plan 20

Quality Assurance Plan 21

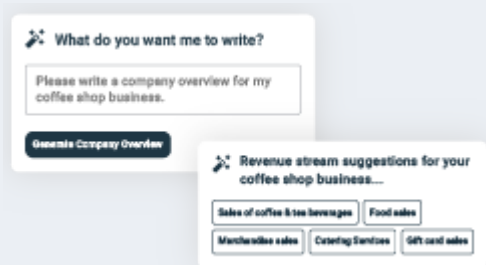
Documentation Plan 21

Process Improvement Plan 21

Business planning that's simpler and faster than you think

Creating a business plan using Upmetrics to start and grow a business is literally the easiest thing in the World. Simply read the instructions and fill in the blanks. It's as simple as that.

Upmetrics has everything you need to create a comprehensive business plan.



AI-powered Upmetrics Assistant

AI-powered insights to streamline your plan

Not sure where to start? Upmetrics' AI Assistant will automatically generate ideas for each section of your plan and offer improved versions of your writing, adjusting for tone, voice, and grammar or spelling errors.

Financial Forecasting Tool

All the financials are calculated for you

Forget the complex formulas and clumsy spreadsheets – with automatic financials and drag-and-drop forecasting, you can finish your plan faster and be confident that your numbers are accurate.



Business Plan Builder

Guides you like a business mentor

Upmetrics' step-by-step instructions, prompts, and the library of 400+ sample business plans will guide you through each section of your plan as a business mentor.

Join over 110K entrepreneurs who trust **Upmetrics with Business Planning**

Create a comprehensive business plan and maximize your chances of securing funding, bank loans, and small business grants.

Create your business plan today

15-day money-back guarantee

1.

Overview

Project Purpose, Objectives, and Success Criteria

Project Deliverables

Assumptions, Dependencies, and Constraints

References

Definitions and Acronyms

Evolution of the Plan



REMEMBER

This chapter provides an overview of the project’s motivation, objectives, success criteria, major deliverables, and constraints. You might include a top-level summary of major milestones, contract type, s

To unlock help try Upmetrics!

Project Purpose, Objectives, and Success Criteria

Help Tip

Define the purpose, scope, and objectives of the project and its delivered products. This information might already appear in the Vision and Scope Document. If so, avoid duplicating information in both places. Briefly, state the business needs to be satisfied.

To unlock help try Upmetrics!

Start writing here..

Project Deliverables

Help Tip

List the major items to be delivered to the customers, subcontractors, integrators, or other parties. As appropriate, list the deliverable, their recipients, interim and final delivery dates, and delivery method. A table like the one below is a good way to show this.

To unlock help try Upmetrics!

Deliverable	Recipients	Delivery Date	Delivery Method	Comments

Assumptions, Dependencies, and Constraints

Help Tip

This subsection describes known assumptions upon which the project is based (facts that are known to be true are not assumptions); any external events or externally-supplied items upon which the project depends; and the constraints under which the project is executed.

To unlock help try Upmetrics! 

Start writing here..

References

Help Tip

List all documents and any other materials used as sources of information for this plan. For online documents, provide hyperlinks wherever possible.

To unlock help try Upmetrics! 

Start writing here..

Definitions and Acronyms

Help Tip

Define any acronyms or project-specific terms. For each acronym, give both the meaning of the abbreviation and a definition of the item.

To unlock help try Upmetrics! 

Start writing here..

Evolution of the Plan

Help Tip

Describe the method for producing both scheduled and unscheduled updates to this plan and how the new information will be disseminated. For example, you could state that you will review the plan every time the product requirements specification or certain

To unlock help try Upmetrics! 

Start writing here..

2.

Project Organization

External Interfaces

Internal Structure

Roles and Responsibilities



REMEMBER

This section describes interfaces to entities outside of the project, identifies the internal project structure, and defines roles and responsibilities for the project.

To unlock help try Upmetrics!

External Interfaces

Help Tip

Describe the organizational boundaries between the project and external entities. Define and describe communication with senior management, customers, subcontractors, purchasing, sales, marketing, legal, finance, procurement, installation, and support.

To unlock help try Upmetrics!

Start writing here..

Internal Structure

Help Tip

Describe the internal structure of the project organization, including interfaces between the units of the software team. It might be helpful to include organization charts or matrix diagrams to illustrate lines of authority, responsibility, and communication.

To unlock help try Upmetrics!

Start writing here..

Roles and Responsibilities

Help Tip

List the major project team roles and the individuals who will fill these roles, along with the specific responsibilities those individuals will have. Identify the organizational units or project team roles that are responsible for all major work activities and support.

To unlock help try Upmetrics!

Start writing here..

3.

Managerial Process Plans

Start-Up Plans

Work Plan

Control Plan

Risk Management Plan

Financial Management Plan (Cost/Budget Management)

Issue Resolution Plan

Project Close-Out Plan



REMEMBER

This section defines the various project management plans and activities for the project.

To unlock help try Upmetrics!

Help Tip

This section specifies plans that will lay a solid foundation for a successful project. Depending on the size and scope of the project, you may incorporate these plans directly in this section, or each section may simply contain a reference or hyperlink to a separate section.

To unlock help try Upmetrics!

Start-Up Plans

Help Tip

This section describes how project estimates will be prepared, including:

- The methods, tools, and techniques that will be used to estimate project size, effort, cost,

To unlock help try Upmetrics!

Estimation Plan

Start writing here..


Help Tip

Specify the number of staff needed by skill area or project role (see section 2.3), along with required skill levels, and the duration for which each staff member is needed. Describe the anticipated staffing profile (the mix of skills and effort levels needed across the project).

To unlock help try Upmetrics!

Staffing Plan

Start writing here..

 **Help Tip**

This section specifies any training that will be needed to ensure the necessary skill levels needed for the project. The types of training, number of people to be trained, and the training methods should be specified. The Project Manager's responsibilities i

To unlock help try Upmetrics! 

Staff Training Plan

Start writing here..

 **Help Tip**

This section specifies the plan for acquiring the resources other than personnel needed to successfully complete the project. Describe the resource acquisition process. Specify the points in the project schedule when the various acquisition activities y

To unlock help try Upmetrics! 

Resource Acquisition Plan

Start writing here..

 **Help Tip**

Record commitments that the project as a whole is making to external parties, as well as major commitments that one individual or group within the project team is making to another. This gives those involved a clear, shared understanding of their commitme

To unlock help try Upmetrics! 

Project Commitments

Start writing here..

Work Plan

Help Tip

Specify the various work activities required to produce the project's major deliverables, including the contents and timing of the activities. Use a work breakdown structure or a table to depict the work activities, corresponding deliverables, and the relationships between them.

To unlock help try Upmetrics! 

Start writing here..

Control Plan

Help Tip


This section describes how the project will control and report on project status and activities. Specify the frequency at which the various project status indicators are to be monitored and specific events that could trigger a status evaluation.

To unlock help try Upmetrics! 

Start writing here..

Help Tip

Describe how the project will manage its data, including deliverable and non-deliverable documents, project status metrics, reports, specifications, and so on. Address the following:


To unlock help try Upmetrics! 

Data Control Plan

Start writing here..


Help Tip

Specify the mechanisms for measuring, reporting, and controlling changes to the product requirements. Describe how to assess the impact of requirement changes on product scope and quality, and on the project schedule, budget, resources, and risk factors.

To unlock help try Upmetrics! 

Requirements Control Plan

Start writing here..


 **Help Tip**

Specify the control mechanisms used to measure the progress of the work completed at milestones. Specify the methods and tools used to compare actual schedule performance to planned performance and to implement corrective action when actual

To unlock help try Upmetrics! 

Schedule Control Plan

Start writing here..

 **Help Tip**

Specify the control mechanisms used to measure the cost of work completed, compare actual to budgeted cost, and implement corrective actions when actual cost deviates excessively from budgeted cost. Specify the intervals or points at which cost reporting

To unlock help try Upmetrics! 

Budget Control Plan

Start writing here..

 **Help Tip**

Identify the regular reports and communications expected of the project, such as weekly status reports, regular reviews, and as-needed communication. The exact types of communication vary between groups, but it is useful to identify the planned means at

To unlock help try Upmetrics! 

Communication, Tracking, and Reporting Plan

Type of Communication	Communication Schedule	Typical Communication Mechanism	Who Initiates	Recipient
Status Report	every Friday	team meeting	Project Manager	Project Team
Schedule and Effort Tracking Report	weekly	email	Project Manager	Program Manager
Project Review	monthly	face to face	Project Manager	Project Team

Type of Communication	Communication Schedule	Typical Communication Mechanism	Who Initiates	Recipient
Risk Mitigation Status	as mitigation actions are completed	email	responsible team member	Project Manager
Requirement Changes	as changes are approved	email and change control tool	CCB Chair	affected Project Participants
Supplier Management Review	at project life cycle gates	videoconference	Program Manager	Project Manager, Program Manager, Subcontract Manager

 **Help Tip**

Specify the methods, tools, and techniques used to collect and retain project metrics. The metrics to be collected, the collection frequency, and how the metrics will be validated, analyzed, reported, stored, and used should all be addressed.

To unlock help try Upmetrics! 


Metrics Collection Plan

Start writing here..

Risk Management Plan

 **Help Tip**

This section specifies the plan for identifying, analyzing, prioritizing, and controlling project risks. It should describe the procedures for contingency planning and the methods used in tracking risks, evaluating changes in individual risk exposures, and res

To unlock help try Upmetrics! 

Start writing here..

Financial Management Plan (Cost/Budget Management)

Help Tip

Document the agreed to Financial Measurement Baseline (FMB) for the project and define how it will be tracked. Define the reviews that will be established for reporting on the financial health of the project. Also, define the invoicing requirements and timelines for


To unlock help try Upmetrics! 

Start writing here..

Issue Resolution Plan

Help Tip

Describe how problems, issues, and action items that arise on the project will be documented, resolved, and tracked to closure. Identify the project's decision-makers for issues such as requirements baselining, requirements changes, resource contention,

To unlock help try Upmetrics! 

Start writing here..

Project Close-Out Plan

Help Tip

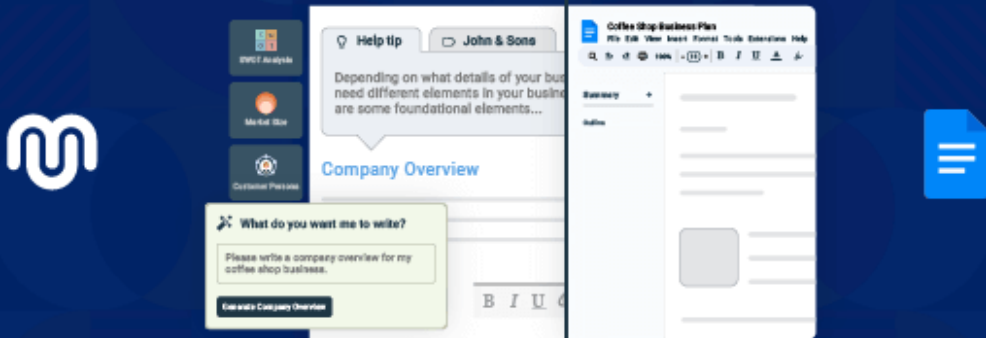
This section describes the actions necessary to ensure an orderly closeout of the project. Address staff reassignment, archiving of project materials, recording of metrics, holding a project retrospective, and preparation of a final report to include lessons

To unlock help try Upmetrics! 

Start writing here..

Upmetrics vs Business Plan Templates

You have a unique business with a distinct vision, and your business plan must reflect that. Although it won't be possible with generic templates.



Upmetrics guided builder prompts you with tailored questions and helps answer them to create your business plan. You also have access to AI Assistant and other resources to seek guidance and ensure you're on the right track.

[Start your planning today](#)

4.

Technical Process Plans

Process Model

Methods, Tools, and Techniques

Configuration Management Plan

Quality Assurance Plan

Documentation Plan

Process Improvement Plan



REMEMBER

This section describes the technical approaches to be used on the project. Depending on the size and scope of the project, these plans may be incorporated directly in this section, or each section

To unlock help try Upmetrics!

Process Model

Help Tip

Describe the product development life cycle that the project will use. Examples include a waterfall, iterative, and incremental (e.g., evolutionary, spiral, or agile). If an iterative or incremental model is used, identify clear milestones, and provide the

To unlock help try Upmetrics!

Start writing here..

Methods, Tools, and Techniques

Help Tip

This section describes the design and development methodologies, programming languages, software and hardware tools, and operating environments to be used, as well as pertinent technical and management standards and procedures. Describe the f

To unlock help try Upmetrics!

Start writing here..

Configuration Management Plan

Help Tip

This section could contain the configuration management plan for this project. For any but very small projects, this section should refer to a separate document. The CM plan should describe the activities and methods used for configuration identification, contr

To unlock help try Upmetrics!

Start writing here..

Quality Assurance Plan

Help Tip

This section could contain a quality assurance plan for this project. For any but very small projects, this section should refer to a separate document. The QA plan should describe the activities and methods used to build a high-quality product by the sender.

To unlock help try Upmetrics! 

Start writing here..

Documentation Plan

Help Tip

Describe the plans for creating system documentation deliverables, including installation and maintenance guides, user guides, reference manuals, on-line help systems, release notes, and so forth. List the documents to be created. For each type of document


To unlock help try Upmetrics! 

Document	Template or Standard	Created By	Reviewed By	Target Date	Distribution

Process Improvement Plan

Help Tip

This section describes plans for assessing the project and its processes, determining areas for process improvement, and implementing improvement plans without seriously disrupting an ongoing project. Each project should address at least one process im

To unlock help try Upmetrics! 

Start writing here..

Create a winning business plan that gets you funded

Creating a stunning and investment-ready plan requires no writing, graphic designing, or financial planning expertise.

Upmetrics has all the features required to help you create a comprehensive business plan—from start to finish. Make no mistakes, it's the modern way of planning to structure ideas, make plans, and create stunning pitch decks to awe investors.

Pitch decks that impress investors

Create pitch decks that provide a visual representation of your business, engage investors, and make them want to invest in your business idea.

Stunning cover page designs

With Upmetrics, you have the liberty to choose from multiple stunning cover page designs. Choose a creative design and make your plan stand out.

Online sharing made simple

Upmetrics makes online sharing quick and easier for users. Easily share your business plans with a link while tracking reader activity.

Interactive plans in no time

Import business plan sections like—SWOT analysis, comparison tables, and others to create an interactive business plan. No designing skills are required.

500+ sample business plans

Simply import a template from our library of sample plans into the editor and start customizing it to make it yours. It takes only a few clicks to get started.

Collaborate with team in real-time

Invite team members, initiate conversations, discuss ideas & strategies, share feedback, and work on a business plan in real-time.



Mariia Yevlash



Student, Sumy State University – Ukraine

The most helpful feature was to make a business plan out of a simple idea. Thankful for all the tools provided, **especially AI which did a great impact on my work.**

Create winning Business Plans with our

AI Business Plan Platform

[Get Started Today!](#)

15-day money-back guarantee

